







Математические задания по теме «Пасха».  
Выполнять можно в тетради, записав  
решение, ответ.


**Запиши пример цифрами. Реши его и напиши ответ**


 _____ - _____ = _____
 _____ - _____ = _____
 _____ - _____ = _____
 _____ - _____ = _____
 _____ - _____ = _____


**Запиши пример цифрами. Реши его и напиши ответ**


 _____ - _____ = _____
 _____ - _____ = _____
 _____ - _____ = _____
 _____ - _____ = _____
 _____ - _____ = _____


**Запиши пример цифрами. Реши его и напиши ответ**

  
\_\_\_\_\_ - \_\_\_\_\_ = \_\_\_\_\_

  
\_\_\_\_\_ - \_\_\_\_\_ = \_\_\_\_\_

  
\_\_\_\_\_ - \_\_\_\_\_ = \_\_\_\_\_

  
\_\_\_\_\_ - \_\_\_\_\_ = \_\_\_\_\_

  
\_\_\_\_\_ - \_\_\_\_\_ = \_\_\_\_\_

Запиши пример цифрами. Посчитай и напиши правильный ответ




+

=

\_\_\_\_\_

\_\_\_\_\_

\_\_\_\_\_



+

=

\_\_\_\_\_

\_\_\_\_\_

\_\_\_\_\_



+

=

\_\_\_\_\_

\_\_\_\_\_

\_\_\_\_\_



+











=

\_\_\_\_\_




\_\_\_\_\_

\_\_\_\_\_







**Запиши пример цифрами. Напиши правильный ответ**


	+		=	_____
_____		_____		_____
	+		=	_____
_____		_____		_____
	+		=	_____
_____		_____		_____
	+		=	_____
_____		_____		_____
	+		=	_____
_____		_____		_____

Посчитай и обведи правильный ответ

	3 5 2 1
	5 7 6 4
	3 5 2 4
	3 2 1 4
	3 5 4 6
	2 6 4 5

**Посчитай и обведи правильный ответ**


	<p>8 5 7 6</p>
	<p>9 6 7 8</p>
	<p>9 10 7 8</p>
	<p>10 9 11 12</p>
	<p>11 12 9 10</p>
	<p>8 6 9 7</p>



6

7


5



4

6


7



5

3


7



8

7


9



8

9

10




6


9

10







$$5 - 3 = \underline{\quad\quad}$$




$$3 - 2 = \underline{\quad\quad}$$




$$2 - 0 = \underline{\quad\quad}$$



$$5 - 2 = \underline{\quad\quad}$$



$$4 - 1 = \underline{\quad\quad}$$



$$4 - 2 = \underline{\quad\quad}$$



$$5 - 1 = \underline{\quad\quad}$$



$$3 - 1 = \underline{\quad\quad}$$



$$9 - 3 = \underline{\hspace{2cm}}$$



$$7 - 4 = \underline{\hspace{2cm}}$$



$$7 - 1 = \underline{\hspace{2cm}}$$




$$10 - 2 = \underline{\hspace{2cm}}$$



$$8 - 5 = \underline{\hspace{2cm}}$$




$$6 - 3 = \underline{\hspace{2cm}}$$



2

+



3

=



4

+



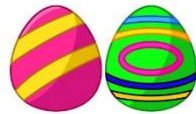
2

=



1

+




2

=




3

+




4

=



2

+

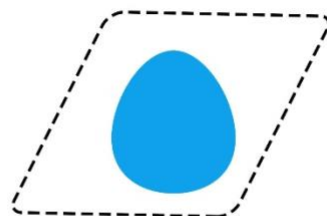
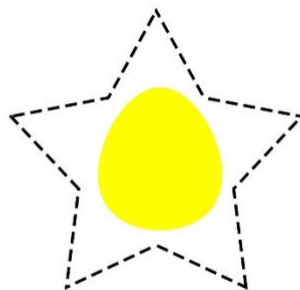


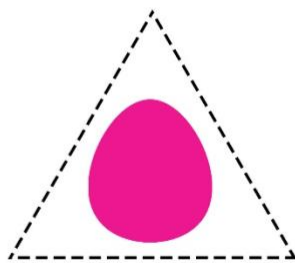
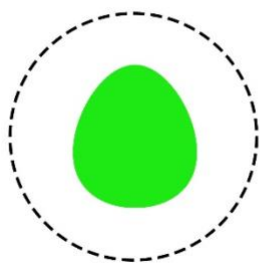


2

=

## Назови и обведи фигуры

Обведи фигуры по контуру.











## Украшение пасхального яйца.

Используя карандаши, мелки или фломастеры нужно обвести узор по пунктирным линиям и украсить пасхальное яйцо.









**Напиши отсутствующие цифры**

